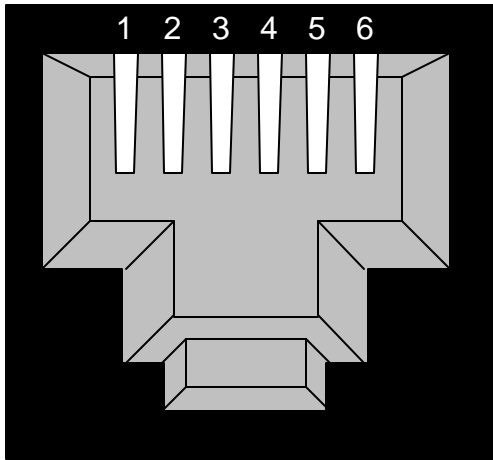


## Series 600 Pin-Outs

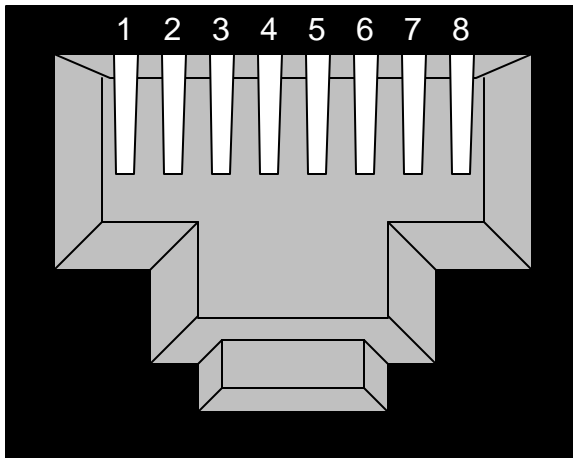


| Pin | Function |
|-----|----------|
| 1   | +5 V     |
| 2   | TX+      |
| 3   | RX-      |
| 4   | RX+      |
| 5   | TX-      |
| 6   | GND*     |

\* connection to ground is optional

*Note: DVT recommends using Category 5 shielded cables with molded connectors for the best performance.*

RJ-11 Jack

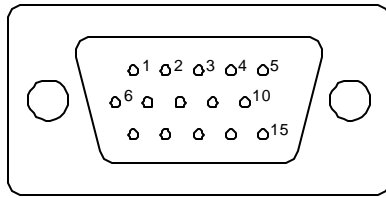


| Pin | Function |
|-----|----------|
| 1   | TX+      |
| 2   | TX-      |
| 3   | RX+      |
| 4   | NC       |
| 5   | NC       |
| 6   | RX-      |
| 7   | NC       |
| 8   | NC       |

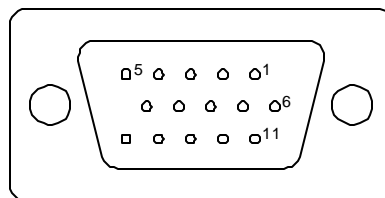
*Note: DVT recommends using Category 5 shielded cables with molded connectors for the best performance.*

RJ-45 Jack

High density, 15-pin Connector



Male connector (Series 600)



Female connector (Cable)

Pins 1-12: Inputs & Outputs

Pins 13: Ground

Pin 14 & 15: + 24V